


Power of Participation: Session II

Your Vote Really Counts!

2013 CITY OF CRETE SCHOOL BOND VOTE

Bond proposal: approve a \$33 million bond for Crete Public Schools for a new high school and renovations to other school buildings.



Votes in Favor: 1,249

Votes Against: 1,230



Total Votes Cast: 2,479



Margin of Victory: 19 Votes

Students moved into the new Crete High School on January 19, 2016. It has become a tremendous resource for immigrant families living in the region.

Additional examples of close elections in NE:

- In 2016, the Bond vote for the Crete Library passed by 12 votes out of 838 that were cast.
- In Alliance Edison won election to the school board by 83 votes.


Power of Participation: Session II

Your Vote Really Counts!

2019 SPARTANBURG, SC CITY COUNCIL DISTRICT 1 RACE



Sterling Anderson (Incumbent)



Meghan Smith

Initial Election Results: A Tie

Runoff Election Results: Meghan Smith Wins

305 Votes (48%)

355 Votes (52%)



Total Votes Cast: 641

In Her Own Words—Meghan Smith:

“Knowing that we have who we have here in Spartanburg, if we’re going to be a competitive, thriving community, we need to make sure that all people have access and opportunity,” Smith said. “That includes, for me, the immigrant population.”

She said one factor that holds people back from becoming involved is that they don’t see themselves reflected in leadership. “They don’t see someone who either looks like them or who walks their walk,” Smith said. “I struggle to find my kids’ shoes every morning and make lunches, and the everyday stress of being mom, like I get that. Other moms, who maybe have never been involved in city government before can see their reality reflected in mine.”

“I think in 10 years, I want Spartanburg to be a place where your life expectancy isn’t determined by the census tract that you’re born in, where you showing up ready for kindergarten isn’t impacted by your race or your family’s economic level. I want Spartanburg to be a place where every person who lives here feels welcome and feels valued.”

Power of Participation: Session II

Your Vote Really Counts!

GEORGIA HOUSE OF REPRESENTATIVES DISTRICT 60 SPECIAL ELECTION: KIM SCHOFIELD AND DE'ANDRE S. PICKETT (BOTH DEMOCRATS)



Kim Schofield



De'Andre S. Pickett

Democrat (Winner)

52.8%

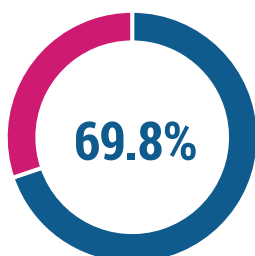
Democrat

47.2%

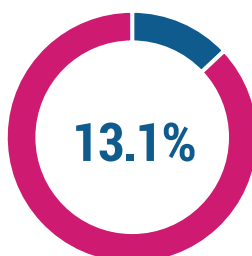


Members of the Georgia House of Representatives serve two-year terms and are not subject to term limits. The next general election for this seat is November 6, 2018.

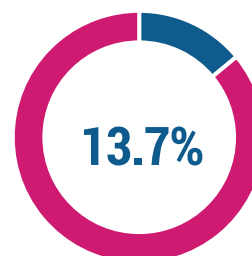
District Race & Ethnicity



Black



Latino



White

Power of Participation: Session II

Your Vote Really Counts!

DORAVILLE CITY COUNCIL ELECTION, NOV. 2017



Stephe Koontz



Lee Flier

Democrat (Winner)

Democrat

Doraville is an old railroad town of about 10,000 northeast of Atlanta. Koontz is believed to be the only transgender elected official in Georgia.



Total Votes Cast:
694



Margin of Victory:
6

Power of Participation: Session II

Your Vote Really Counts!

2017 6TH CONGRESSIONAL DISTRICT RUNOFF



Karen Handel

Jon Ossoff



Republican (Winner)

Democrat

51.8%

48.2%



Total Votes Cast:
260,316



Margin of Victory:
9,282 votes



Election Turnout:
49.6% of eligible voters

Voter turnout analysis:

- Republican turnout was much higher than expected
- Republican turnout increased more between the 1st election and the runoff than Democratic turnout
- Black turnout was lower than expected
- Blacks make up 13% of voters in the district but only 9.3% voted

Republican voters in Georgia's 6th Congressional District unexpectedly showed up in droves. Pollsters say sky-high turnout drove Handel, the GOP nominee, to a nearly 4-point victory.

John Anzalone, Ossoff's pollster said, "This has much more to do with a historic turnout – 260,000 people, 40,000 more than in a midterm. At the end of the day with 260,000 people voting, we just ran out of Democrats and independents."

The Los Angeles Times said Ossoff "scrambled to engage with black voters" in a last minute effort to drive up the black vote. And his campaign used outside organizers to try to increase black votes. Had African American turnout been higher, Ossoff could have won.

Power of Participation: Session II


Your Vote Really Counts!

2017 ALABAMA SENATE SPECIAL ELECTION



Roy Moore

Doug Jones



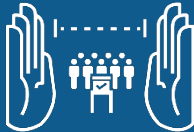



Republican

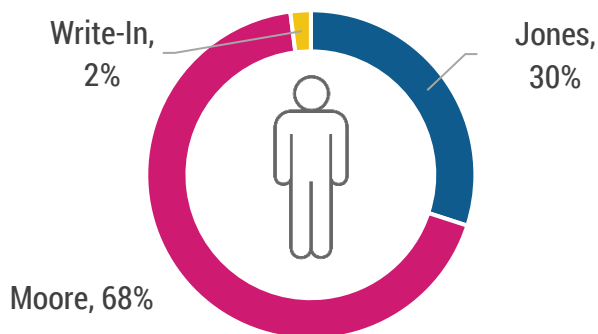
Democrat (Winner)

48.4%

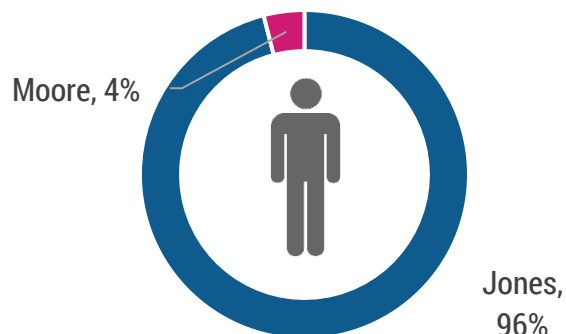
49.9%

			
Total Votes Cast: 1,321,587	Margin of Victory: 20,715 votes	Estimated Election Turnout: 25%	Actual Election Turnout: 40.4%

Voter Snapshot



RACE



White (66% of Voters)

Black (29% of Voters)

Power of Participation: Session II

Your Vote Really Counts!

2008 PRESIDENTIAL ELECTION



John McCain

Barack Obama



Republican

Democrat (Winner)

45.7%

52.9%



Total Votes Cast:
131.3 million
(69,498,516 for Obama;
59,948,323 for McCain)



Margin of Victory:
9,550,193 votes




Actual Election
Turnout:
62.2%

Power of Participation: Session II

Your Vote Really Counts!

2016 PRESIDENTIAL ELECTION



Donald Trump

Hillary Clinton






Republican (Winner)

Democrat

46.1%

48.2%

Trump won the Electoral College but lost the popular vote.

			TRUMP: 304 CLINTON: 227
Total Votes Cast: 128,838,786	Margin in popular vote: 2,868,518 more votes for Hillary Clinton	Actual Election Turnout: 60.2%	Trump won the Electoral College: 304 to Trump; 227 to Clinton so he won the election

Power of Participation: Session II

Your Vote Really Counts!

NORTH CAROLINA VOTER SNAPSHOT FOR 2008 PRESIDENTIAL ELECTION



John McCain

Barack Obama



Republican

Democrat (Winner)

Obama won by .32%
(less than 1% of total votes).

49.38%

49.70%



Total Votes Cast:
4.2 million
statewide



Margin of Victory:
14,177 votes



Actual Election
Turnout:
69% Overall;
74% of Registered African
American Voters



Registered African
American Voters:
1.05 million

Power of Participation: Session II

Your Vote Really Counts!

NORTH CAROLINA VOTER SNAPSHOT FOR 2016 PRESIDENTIAL ELECTION



Donald Trump



Hillary Clinton





Republican (Winner)

Democrat

49.8%

46.2%

Trump won by 3.66%.

			
Total Votes Cast: 4.7 million statewide	Margin of Victory: 173,315	Actual Election Turnout: 69% Overall; 64.3% of Registered African American Voters	Registered African American Voters: Over 1 million